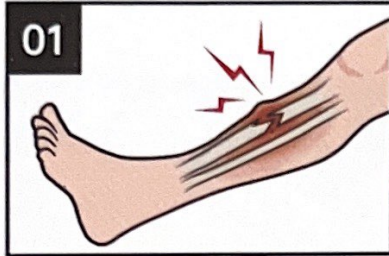
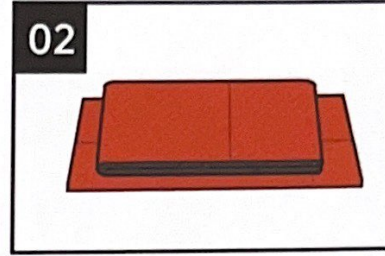


Rhino Rescue

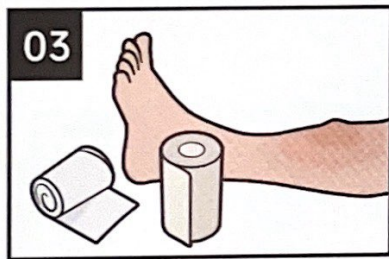
SPLINT APPLICATION



01 IDENTIFY the location of the fracture.



02 PREPARE the splint materials for application.



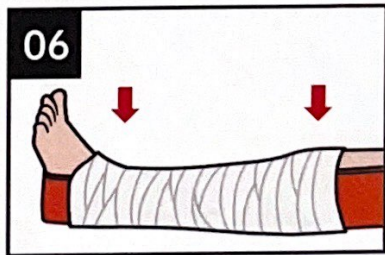
03 PREPARE securing materials (elastic wraps/bandages, etc).



04 APPLY the splint to the injured extremity with the limb.



05 SECURE the splint in place with appropriate materials.



06 ENSURE the joints above and below the fracture are immobilized in the splint whenever possible.

CAUTION Select the appropriate length according to different parts.