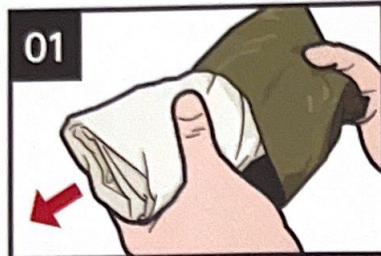
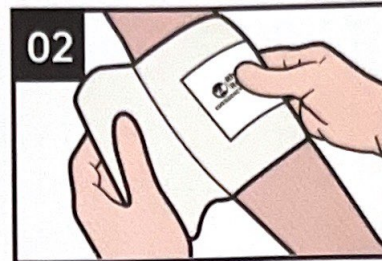


Rhino Rescue

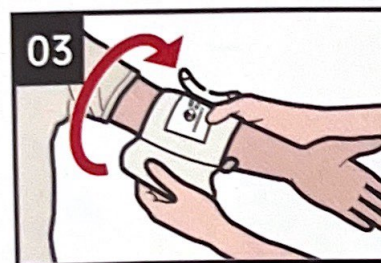
EMERGENCY BANDAGE



01
REMOVE the bandage from the pouch and packaging.



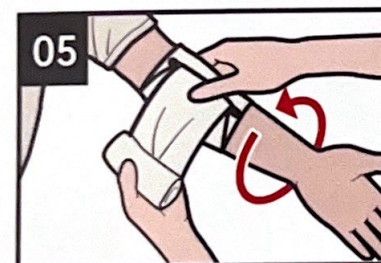
02
PLACE the pad directly on the wound and maintain pressure.



03
WRAP the elastic bandage around injured extremity and maintain pressure.



04
INSERT the elastic bandage into the pressure bar.



05
REVERSE WRAP the elastic bandage back over the top of the pressure bar.



06
WRAP bandage tightly over the pressure bar until pad edges are covered.



07
SECURE the hooking end of the pressure bar into the elastic bandage.